



Phone : 91-22-4029 5200

info@mascomelectronics.com  
www.mascomelectronics.com

# MASCOM ELECTRONICS PVT. LTD.

406 / B, BYCULLA SERVICE INDUSTRIES, DADOJI KONDDEO MARG (SUSSEX ROAD), BYCULLA, MUMBAI 400027.

U72100MH1988PTC047016

## ANNEXURE I

Form No. MGT-9

### EXTRACT OF ANNUAL RETURN

As on financial year ended on 31st March 2020

[Pursuant to section 92(3) of the Companies Act, 2013 and rule 12(1) of the Companies (Management and Administration) Rules, 2014]


#### I. REGISTRATION AND OTHER DETAILS:

CIN	:	U72100MH1988PTC047016
Registration Date	:	14/04/1988
Name of the Company	:	Mascom Electronics Private Limited
Category / Sub-Category of the Company	:	Company limited by Shares (Non-govt company)
Address of the Registered office and contact details	:	406 B Byculla Serviceind Estate DadojiKondeo Marg Byculla Mumbai Maharashtra 400027 India
Whether listed company	:	No
Name, Address and Contact details of Registrar and Transfer Agent, if any:	:	NA

#### II. PRINCIPAL BUSINESS ACTIVITIES OF THE COMPANY

All the business activities contributing 10 % or more of the total turnover of the company shall be stated:-

Sl. No.	Name and Description of main products/ services	NIC Code of the Product/ service	% to total turnover of the company
1	Retail sale of Computers and Computer peripherals	47411	100%



 **HEWLETT  
PACKARD**

  
**Hewlett Packard  
Enterprise**













### III. PARTICULARS OF HOLDING, SUBSIDIARY AND ASSOCIATE COMPANIES

Sr. No.	Name and address of the Company	CIN / GLN	Holding / subsidiary / associate	% of shares held	Applicable section
-	-	-	-	-	-

#### I SHARE HOLDING PATTERN (Equity Share Capital Breakup as percentage of Total Equity):

##### i. Category-wise Share Holding:

Category of Shareholders	No. of Shares held at the beginning of the year				No. of Shares held at the end of the year				% Change during the year
	Demat	Physical	Total	% of Total Shares	Demat	Physical	Total	% of Total Shares	
<b>A. Promoters</b>									
(1) Indian	-	-	-	-	-	-	-	-	-
a) Individual/HUF	-	12,000	12,000	80%	-	12,000	12,000	80%	-
b) Central Govt	-	-	-	-	-	-	-	-	-
c) State Govt(s)	-	-	-	-	-	-	-	-	-
d) Bodies Corp.	-	-	-	-	-	-	-	-	-
e) Banks / FI	-	-	-	-	-	-	-	-	-
f) Any other	-	-	-	-	-	-	-	-	-
<b>Sub-total(A)(1):</b>	-	12,000	12,000	80%	-	12,000	12,000	80%	-
(2) Foreign									
a) NRIs Individuals	-	-	-	-	-	-	-	-	-
b) Other Individuals	-	-	-	-	-	-	-	-	-





c) Bodies Corp.	-	-	-	-	-	-	-	-	-
d) Banks / FI	-	-	-	-	-	-	-	-	-
e) Any other	-	-	-	-	-	-	-	-	-
Sub-total (A)(2):	-	-	-	-	-	-	-	-	-
Total shareholding of Promoter (A) = (A)(1)+(A)(2)	-	12,000	12,000	80%	-	12,000	12,000	80%	-
B. Public Shareholding									
(1) Institutions	-	-	-	-	-	-	-	-	-
a) Mutual Funds	-	-	-	-	-	-	-	-	-
b) Banks / FI	-	-	-	-	-	-	-	-	-
c) Central Govt	-	-	-	-	-	-	-	-	-
d) State Govt(s)	-	-	-	-	-	-	-	-	-
e) Venture Capital Funds	-	-	-	-	-	-	-	-	-
f) Insurance Companies	-	-	-	-	-	-	-	-	-
g) FIIs	-	-	-	-	-	-	-	-	-
h) Foreign Venture Capital Funds	-	-	-	-	-	-	-	-	-
i) Others (specify)	-	-	-	-	-	-	-	-	-
Sub-total (B)(1):	-	-	-	-	-	-	-	-	-
(2) Non-Institutions									
a) Bodies Corp.	-	-	-	-	-	-	-	-	-
i) Indian	-	-	-	-	-	-	-	-	-
ii) Overseas	-	-	-	-	-	-	-	-	-
b) Individuals	-	-	-	-	-	-	-	-	-
i) Individual shareholders holding nominal	-	3,000	3,000	20%	-	3,000	3,000	20%	-





share capital upto Rs. 1 lakh									
ii) Individual shareholders holding nominal share capital in excess of Rs 1 lakh	-	-	-	-	-	-	-	-	-
c) Others (specify)	-	-	-	-	-	-	-	-	-
Sub-total(B)(2):	-	-	-	-	-	-	-	-	-
Total Public Shareholding (B)=(B)(1)+(B)(2)	-	-	-	-	-	-	-	-	-
C. Shares held by Custodian for GDRs & ADRs	-	-	-	-	-	-	-	-	-
Grand Total (A+B+C)	-	15,000	15,000	100%		15,000	15,000	100%	-

ii. SHAREHOLDING OF PROMOTERS:

Sl. No.	Shareholder's Name	Shareholding at the beginning of the year			Shareholding at the end of the year			% change in share holding during the year
		No. of Shares	% of total Shares of the Company	% of Shares Pledged/ encumbered to total shares	No. of Shares	% of total Shares of the Company	% of Shares Pledged / encumbered to total shares	
1.	Huned Mohsin Karwa	7,150	47.67%	-	7,150	47.67%	-	-
2.	MuniraHunedKarwa	4,850	32.33%	-	4,850	32.33%	-	-





	Total	12,000	80%	-	12,000	80%	-	-
--	-------	--------	-----	---	--------	-----	---	---

iii. CHANGE IN PROMOTERS' SHAREHOLDING:

There is no change in Promoters' Shareholding

iv. SHAREHOLDING OF DIRECTORS AND KEY MANAGERIAL PERSONNEL:

Sl. No.		Shareholding at the beginning of the year		Cumulative Shareholding during the year	
		No. of shares	% of total shares of the Company	No. of shares	% of total shares of the Company
1.	Huned Mohsin Karwa				
	At the beginning of the year	7,150	47.67%	7,150	47.67%
	Date wise Increase / Decrease in Shareholding during the year specifying the reasons for increase / decrease (e.g. allotment / transfer / bonus / sweat equity etc)	-	-	-	-
	At the End of the year	7,150	47.67%	7,150	47.67%
Sl. No.		Shareholding at the beginning of the year		Cumulative Shareholding during the year	
		No. of shares	% of total shares of the Company	No. of shares	% of total shares of the Company
2.	Munira Huned Karwa				
	At the beginning of the year	4,850	32.33%	4,850	32.33%
	Date wise Increase / Decrease in Shareholding during the year specifying the reasons for increase / decrease (e.g. allotment / transfer / bonus / sweat equity etc)	-	-	-	-
	At the End of the year	4,850	32.33%	4,850	32.33%
Sl. No.		Shareholding at the beginning of the year		Cumulative Shareholding during the year	





3.	Aliasgar Huned Karwa	No. of shares	% of total shares of the Company	No. of shares	% of total shares of the Company
	At the beginning of the year	3,000	20%	3,000	20%
	Date wise Increase / Decrease in Shareholding during the year specifying the reasons for increase / decrease (e.g. allotment / transfer / bonus / sweat equity etc)	-	-	-	-
	At the End of the year	3,000	20%	3,000	20%

## II INDEBTEDNESS:

Indebtedness of the Company including interest outstanding/accrued but not due for payment.

	Secured Loans Excluding deposits	Unsecured Loans	Deposit s	Total Indebtedness
Indebtedness at the beginning of the financial year	-	-	-	-
i) Principal Amount	44,97,150.45	26,06,569.51	-	71,03,719.96
ii) Interest due but not paid	-	-	-	-
iii) Interest accrued but not due	-	-	-	-
Total (i+ii+iii)	44,97,150.45	26,06,569.51	-	71,03,719.96
Change in Indebtedness during the financial year	-	-	-	-
Addition	2,23,69,100.13	41,82,090.54	-	2,65,51,190.67
Reduction	2,27,07,667.03	38,66,961.36	-	2,65,74,628.39
Net Change	(3,38,566.90)	3,15,129.18	-	(23,437.72)
Indebtedness at the end of the financial year	-	-	-	-
Principal Amount	41,58,583.55	29,21,698.69	-	70,80,282.24
ii) Interest due but not paid	-	-	-	-
iii) Interest accrued but not due	-	-	-	-





Total (i+ii+iii)	41,58,583.55	29,21,698.69	-	70,80,282.24
------------------	--------------	--------------	---	--------------

### III REMUNERATION OF DIRECTORS AND KEY MANAGERIAL PERSONNEL:

#### A. *Remuneration to Managing Director, Whole-time Directors, Director and/or Manager:*

Sl. No.	Particulars of Remuneration	Name of MD/ WTD/ Manager/Director			Total Amount
		Huned Mohsin Karwa	Munira Huned Karwa	Aliasgar Huned Karwa	
1	Gross salary	-	-	-	-
	(a) Salary as per provisions contained in section 17(1) of the Income-tax Act, 1961	10,00,000	10,00,000	13,00,000	33,00,000
	(b) Value of perquisites u/s 17(2) Income-tax Act, 1961	-	-	-	-
	(c) Profits in lieu of salary under section 17(3) Income-tax Act, 1961	-	-	-	-
2	Stock Option	-	-	-	-
3	Sweat Equity	-	-	-	-
4	Commission				
	- as % of profit	-	-	-	-
	- others, specify	-	-	-	-
5	Others, please specify	-	-	-	-
	Total (A)	10,00,000	10,00,000	13,00,000	33,00,000
	Ceiling as per the Act	-	-	-	-

#### B. REMUNERATION TO OTHER DIRECTORS:NA

Sl. No.	Particulars of Remuneration	Name of Directors				Total Amount
	1. Independent Directors	-	-	-	-	-
	Fee for attending board / committee meetings	-	-	-	-	-
	Commission	-	-	-	-	-





	Others, please specify	-	-	-	-	-
	Total (1)	-	-	-	-	-
	2. Other Non-Executive Directors	-	-	-	-	-
	Fee for attending board / committee meetings	-	-	-	-	-
	Commission	-	-	-	-	-
	Others, please specify	-	-	-	-	-
	Total (2)	-	-	-	-	-
	Total (B)=(1+2)	-	-	-	-	-
	Total Managerial Remuneration	-	-	-	-	-
	Overall Ceiling as per the Act	-	-	-	-	-

**C. REMUNERATION TO KEY MANAGERIAL PERSONNEL OTHER THAN MD/MANAGER/WTD:NA**

Sl. No.	Particulars of Remuneration	Key Managerial Personnel			
		CEO	Company Secretary	CFO	Total
1	Gross salary	-	-	-	-
	(a) Salary as per provisions contained in section 17(1) of the Income-tax Act, 1961	-	-	-	-
	(b) Value of perquisites u/s 17(2) Income-tax Act, 1961	-	-	-	-
	(c) Profits in lieu of salary under section 17(3) Income tax Act, 1961	-	-	-	-
2	Stock Option	-	-	-	-
3	Sweat Equity	-	-	-	-
4	Commission				
	- as % of profit	-	-	-	-
	- others, specify	-	-	-	-
5	Others, please Specify	-	-	-	-
	Total	-	-	-	-

**IV PENALTIES / PUNISHMENT/ COMPOUNDING OF OFFENCES:**






Type	Section of the Companies Act	Brief Description	Details of Penalty /Punishment/ Compounding fees imposed	Authority [RD /NCLT/ COURT]	Appeal made, if any (give Details)
<b>A. COMPANY</b>					
Penalty	-	-	-	-	-
Punishment	-	-	-	-	-
Compounding	-	-	-	-	-
<b>B. DIRECTORS</b>					
Penalty	-	-	-	-	-
Punishment	-	-	-	-	-
Compounding	-	-	-	-	-
<b>C. OTHER OFFICERS IN DEFAULT</b>					
Penalty	-	-	-	-	-
Punishment	-	-	-	-	-
Compounding	-	-	-	-	-

For and on behalf

Board of Mascom Electronics Private Limited



Huned Mohsin Karwa  
Director


DIN:- 00672355

Address:- C-601/602, Veena

BeenaApts, A. D. Marg

Opp. Sewri bus depot,

Sewri (W) Mumbai – 400015



Aliasgar Huned Karwa  
Director

DIN:- 00672269

Address:- C-601/602, Veena

BeenaApts, A. D. Marg

Opp. Sewri bus depot,

Sewri (W) Mumbai – 400015



Date: 09/11/2020

Place: Mumbai